


Nordfab In-line Spark Trap



Complementary Fire Prevention for your Dust Collection System

Simple, Economical Fire Protection

Installed in ducting as part of a dust collection system, the Nordfab In-line Spark Trap greatly reduces the possibility of fire in cyclones / collectors by decreasing the number of sparks which could reach the cyclone or collector through the ductwork.

The spark trap's effectiveness is based on a simple principle — disrupting the laminar airflow to cause sparks to cool and extinguish before they can enter a cyclone / collector. There are no moving parts and no power is required for operation. Pressure loss is minimal.*

Quick, Easy Installation and Cleanout


Quick-Fit clamp-together ducting eliminates rivets, screws, and welding, significantly reducing the time required to install or replace ducting. The Nordfab In-line Spark Trap can quickly and easily be mounted into Quick-Fit ducting systems, or other duct systems via flanged ends or with use of a Nordfab adapter. And the Trap can easily be removed for cleanout. Calibration or other assistance from a factory technician is not required.

*The unit does not create a secondary dust collection point.



↑ sparks visible in airstream entering trap (closeup below)

↑ airstream exiting trap (closeup below)



↑ Nordfab In-line Spark Trap (shown with viewing spools on either side)



The Nordfab In-line Spark Trap is available with Quick-Fit ends or flanged ends.


NOTE: The Nordfab In-line Spark Trap is not a replacement for spark detection or explosion isolation systems. Complementary device only.

Contact Nordfab to find your local ducting expert:
800-532-0830 | 336-821-0801

www.nordfab.com

Nordfab's In-line Spark Trap must be mounted in a horizontal position.

Nordfab In-line Spark Trap



QF ends allow quick and easy mounting into Quick-Fit ducting systems.



Flanged ends will be as standard Nordfab Angle Flanges unless a custom hole pattern or a flange with no holes are specified.

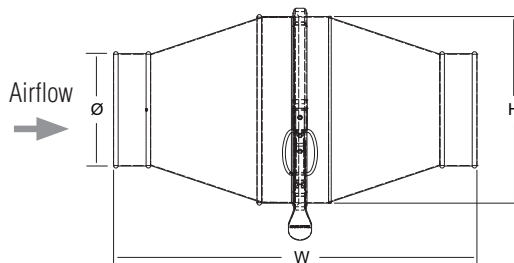
Ø in.	Height in.	Width in.	QF Item No. Galv	QF Item No. SS	QF Model Weight lb.	AFL Item No. Galv	AFL Item No. SS	AFL Model Weight lb.
4	7	18	8010004495	8010004456	6	8010004494	8010004455	8
5	9	20	8010004497	8010004458	7	8010004496	8010004457	9
6	10	20	8010004499	8010004460	8	8010004498	8010004459	10
7	12	22	8010004501	8010004462	11	8010004500	8010004461	13.5
8	13	22	8010004503	8010004464	13	8010004502	8010004463	15.5
9	15	24	8010004505	8010004466	15	8010004504	8010004465	17.5
10	16	24	8010004490	8010004452	16	8010004491	8010004451	18.5
12	18	26	8010004492	8010004454	21	8010004493	8010004453	24
14	22	28	8010004467	8010004430	26	8010004468	8010004429	29
16	25	30	8010004471	8010004434	33	8010004472	8010004433	49
18	28	32	8010004475	8010004438	47	8010004476	8010004437	63
20	31	34	8010004479	8010004442	58	8010004481	8010004441	78
22	35	38	8010004484	8010004446	72	8010004485	8010004445	94
24	38	40	8010004488	8010004450	87	8010004489	8010004449	112

Duct distance recommended:

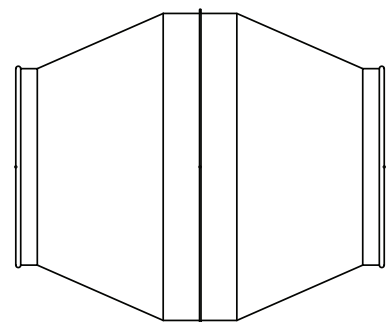
At least ten diameters from cyclone / collector

Velocity:

1500 - 5000 fpm
(7.62m/sec - 25.4m/sec)



Drawing above illustrates construction of Spark Traps in sizes 4" - 14": two sections with a QF Clamp attaching the sections together.



Drawing above illustrates construction of Spark Traps in sizes 16" - 24": two sections attached via a standing seam. These sizes cannot be disassembled.

The Nordfab In-line Spark Trap is a simple, low-cost tool that can reduce incidents of fire events, reducing costs and disruption and improving safety. System redundancy and complementary measures should be applied.

Contact Nordfab to find your local ducting expert:

800-532-0830 | 336-821-0801

www.nordfab.com