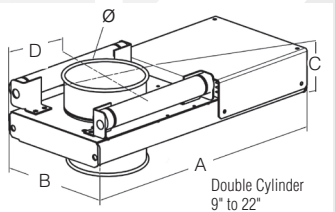
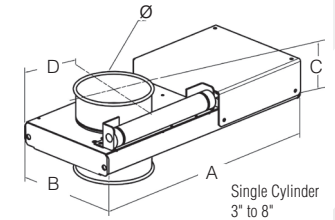



Blast Gate NFES Automatic

Ordering Information

- When ordering, specify material, gauge (if non-standard), dimension, end styles and control circuit voltage.
- Automatic energy saving blast gates operated by compressed air cylinders. Cylinders are controlled by electrically-connected solenoid to machines or remote switch. Special sealing device reduces air loss and friction in operation.

- APPLICATION:** Gates are used as energy saving devices for industrial dust extraction where continuous extraction is not always needed and where manual control needs to be eliminated.
- Standard 120V control circuit and 75psi minimum air pressure. Optional 24V DC or AC control circuit available.
- All auto blast gates have cylinders with galvanized or SS body and steel rod. Single cylinder: 3" to 8". Double cylinder 9" to 22". Solenoid has plastic housing.



All cylinders are magnetic.

Ø in.	Galvanized				Std Weight Lbs
	A in.	B in.	C in.	D in.	
3	16.0	6.38	5.50	5.50	9.83
4	16.0	6.30	5.50	5.11	9.90
5	17.5	7.50	5.25	6.00	11.90
6	20.5	8.66	5.25	7.00	15.15
7	22.0	9.44	5.25	7.25	18.85
8	25.5	10.25	5.25	8.25	27.50
9	33.0	17.36	9.00	14.17	37.50
10	33.0	17.36	9.00	14.17	37.50
12	38.5	20.00	9.00	15.50	44.00
14	41.0	23.30	12.00	16.00	50.00
16	45.0	23.30	12.00	17.12	63.00
18	48.5	25.25	12.00	18.00	74.00
20	52.5	27.20	12.00	19.00	83.00
22	57.5	29.50	12.00	20.27	104.00

QF Material Options

Galv Collar			SS		
Gauges	Size (inches)		Gauges	Size (inches)	
	Min. Ø	Max. Ø		Min. Ø	Max. Ø
Standard	22	3	12	22	3
	20	14	22	20	14
Optional	18	3	22	18	3
	16	8	22	16	8
	14	8	22		

◇ SS Blast Gates have a production time of 7 days min.

Flanged Material Options

Galv Collar			SS		
Gauges	Size (inches)		Gauges	Size (inches)	
	Min. Ø	Max. Ø		Min. Ø	Max. Ø
Standard	22	3	12	22	3
	20	14	22	20	14
Optional	18	3	22	18	3
	16	8	22	16	8
	14	8	22		

Construction

Galvanized steel gates
 Body: 14 gauge
 Cover: 20 gauge
 Blade: 3" - 8" are 14ga; 9" - 22" are 10ga

Optional End Styles

Standard QF end can be changed to Raw ID (RI), Raw OD (RO), No Fitting (NF), Flat Flange (FFL), Angle Flange (AFL), or Van Stone (VS).

Temperature Rating: Max. temperature limited to 120°F unless solenoids are located outside of housing. Max temperature for the Poly tubing on the outside of the housing is 150°F unless carefully located. Gasket Spring (Poron Cellular Urethand) max. temp. is continuous 158°F, intermittent to 250°.

◇ SS Blast Gates have a production time of **7 business days** minimum. Larger Blast Gates may also take longer than standard lead time.

Additional Product Components and Notes				
Poly tube	0.25" OD x 0.04 wall poly tube, 120 PSI, Grade E5 LIP, Type 1			
Magnetic Cylinder	Gate Size	Stroke	No. of Cylinders	Bore
	3"	1.06 x 3.00	1	1.0625"
	4"	1.06 x 4.00		
	5"	1.06 x 5.00		
	6"	1.06 x 6.00		
	7"	1.06 x 7.00		
	8"	1.06 x 8.00		
	9"	1.06 x 9.00	2	
	10"	1.06 x 10.00		
	12"	1.06 x 12.00		
	14"	1.06 x 14.00		
	16"	1.06 x 16.00		
18"	1.06 x 18.00			
20"	1.06 x 20.00			
22"	1.06 x 22.00			
Crimped round body 304SS tube only. End caps aluminum (non-repairable).				
• Ports 0.125" NPT standard				
• Piston rod diameter 0.312", material 304SS only				
• Single acting end				
• Standard fluid: filtered air				
• Operating medium: pneumatic, 250 PSI max. (normal operating pressure 80 PSI min.)				
Solenoid Options	<ul style="list-style-type: none"> • Single Solenoid, 2 Position, 110VAC, 2.5 watts, 1/8" NPT; IP65 Rated, RoHS, CE • Single Solenoid, 2 Position, 24VDC, 2.5 watts, 1/8" NPT; IP65 Rated, RoHS, CE • Single Solenoid, 2 Position, 24VAC, 2.5 watts, 1/8" NPT; IP65 Rated, RoHS, CE 			
Coil Options	<ul style="list-style-type: none"> • 24VDC • 24VAC / 12VDC • 110VAC 			

